

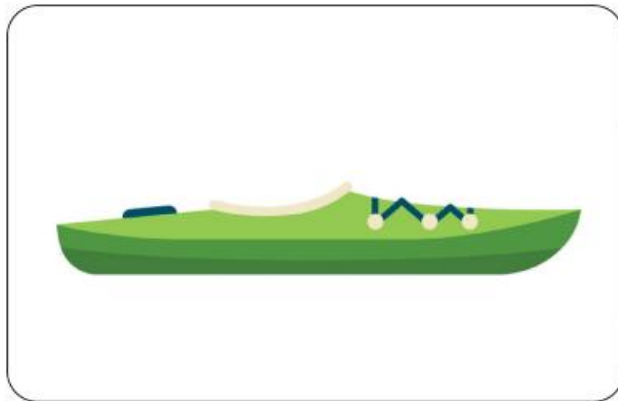


Structures: Boats

In this unit, children explore what is meant by 'waterproof', 'floating' and 'sinking', then experiment and make predictions with various materials to carry out a series of tests. They learn about the different features of boats and ships before investigating their shape and structures to build their own.



Vocabulary	Definition for a 4-year-old
Test	Trying something to see what happens or if it works.
Prediction	Making a guess about what might happen in the future.
Waterproof	Not letting water pass through.
Floater	When something stays on the surface of the water.
Lid	The cover or top of a container.
Tin foil	Thin, shiny metal that you can wrap things in.
Plasticine	Soft, moldable material that you can shape with your hands.
Boat	A floating object used for traveling on water.
Design	A plan or idea for how something should look or work.
Parts	Different pieces or sections of something.
Material	The substance or stuff something is made of.
Join	Putting different parts together.
Success	When something goes well or turns out as planned.
Change	Doing something differently or making something different.
Build	Making something by putting parts together.
Look carefully	Paying close attention and examining something closely.
Design a boat	Drawing or planning how a boat should look or be built.