


# Welcome to Year 1



$2+2=4$


$2+2=4$

$2+2=4$

$X-Y=?$

$X-Y=?$

ABC

A decorative graphic at the top of the page features a green wave-like shape. Behind it, various school supplies are visible, including pens, pencils, and a ruler. The title 'Our Team' is written in a large, dark blue, rounded font across the middle of the wave.

# Our Team

- Mrs Gregory and Mrs Mills (Monday and Tuesday)
- Mrs Penny (Wednesday - Friday)
- Mrs Bohoran
- Miss Williams



# Our OWL Improvement Priorities 2024-25



Raise outcomes for all, particularly disadvantaged pupils.



Improve standards, expectations, attainment and progress in writing.



Further develop and grow leadership capacity.

# Our School Values




# Our Timetable

	8:35-9:05	9:05-9:30	9:30-9:45	9:45-10:15	10:15-10:30	10:30-10:45	10:50-11:10	11:10-11:20	11:20-12:00	12:00-1:00	1:05-1:20	1:20-2:00	2:00-3:00	3:00-3:20
Mon	Morning work and register	Assembly	Maths input	Maths focus groups	Snack	Break	Phonics	Fine Motor Activities	English - Drawing Club	Lunch	PE	RSHE	Mastering Story and home	
				Discover and Do time										
Tues	Morning work and register	Assembly	Maths input	Maths focus groups	Snack	Break	Phonics	Fine Motor Activities	English - Drawing Club	Lunch	Geog/ History	Geog/ Hist focus groups	Computing	Mastering Story and home
				Discover and Do time								Discover and Do time		
Weds	Morning work and register	Assembly	Maths input	Maths focus groups	Snack	Break	Phonics	Fine Motor Activities	English - Drawing Club	Lunch	Science	Science focus groups	PE Library	Mastering Story and home
				Discover and Do time								Discover and Do time		
Thurs	Morning work and register	Assembly	Maths input	Maths focus groups	Snack	Break	Phonics	Fine Motor Activities	English - Drawing Club	Lunch	Art/ DT	Art/ DT focus groups	Music	Mastering Story and home
				Discover and Do time								Discover and Do time		
Fri	Morning work and register	Assembly	Maths input	Maths focus groups	Snack	Break	Phonics	Fine Motor Activities	English - Drawing Club	Lunch	RE	RE focus groups	French	Mastering Story and home
				Discover and Do time								Discover and Do time		



# Autumn Curriculum

- Science - Animals including humans - All about me and Everyday materials
- History - My family history
- Geography - Our local area
- Computing - Staying safe online, Exploring Purple Mash and grouping and sorting
- Art - Drawing - Make your mark
- DT - Making windmills
- PE - Fundamental skills, ball skills, gymnastics and sending and receiving
- Music - Colonal Hathi's March and Menu Song
- RE - Christianity
- RSHE - Being me in my world and celebrating differences
- French - Greetings

The background features a collection of school supplies including pens, pencils, and a ruler, partially obscured by a large, flowing green wave that curves across the top of the page. The title 'Pathway Curriculum' is written in a large, dark blue, rounded font, positioned above the wave.

# Pathway Curriculum

- Encourages understanding of the learning journey they are experiencing by following a pathway from Nursery to Year 6.
- Lay 'Footprints' in their memories by taking part in special experiences. They keep these memories in a 'Pathway Pad'.
- All children to have the same experiences regardless of their prior or current experiences whilst ensuring that we offer a highly personalised curriculum.

# Pathway Curriculum

**Year 1**

★ Trip to a local Theatre	Date:
★ Know full name	Date:
★ Write full name	Date:
★ Know home address	Date:
★ Write home address	Date:
★ Know phone number	Date:
★ Trip to the beach	Date:
★ Take part in Forest School	Date:

*A Pathway to Grow, be Curious and Discover...*



# Discover and Do

- In Year 1 we are implementing 'Continuous Provision'. This is similar to Reception where the children are able to access areas and resources around the classroom. We call this 'Discover and Do' time.
- The children are able to independently access the resources to enhance their learning.
- The children complete weekly 'Rainbow Challenges' where they are set a variety of fun and engaging challenges in maths, English, phonics and a variety of additional subjects (change each week), to enrich and consolidate their learning. They have the week to complete each challenge (Please see display).

A decorative graphic at the top of the page features a green wave-like shape. Behind it, various school supplies are visible, including pens, pencils, and a ruler. The word "Reading" is written in a large, blue, sans-serif font across the wave.

# Reading

- Please bring reading folders to school every day even if your child has not read.
- Books will be changed every Tuesday and Friday.
- A group of children will be priority readers where they are read with daily or several times a week.
- Reading practice through our Little Wandle phonics scheme three times a week.
- All children have opportunities to read every day throughout the curriculum, including during their 'Discover and Do' time.
- Library visit every Wednesday afternoon.

The background features a collection of school supplies including pens, pencils, and a ruler, partially obscured by a large, flowing green wave that curves across the top of the page. The title 'Reading at home' is written in a dark blue, rounded font, positioned above the wave.

# Reading at home

- Please try to read with your child every day and write in their reading records.
- Please do not cover up the pictures - Talk about the pictures, sometimes this gives children clues about what might be written.
- Re-reading stories and texts are important as it helps build up their fluency.
- Talk about what is happening in the story and ask questions where possible. This develops children's comprehensions skills and understanding of what they have read.



# Phonics and English

- Phonics is taught using the 'Little Wandle' scheme.
- Taught daily.
- Links to reading, handwriting and spellings.
- English is taught through 'Drawing Club' as in Reception. This will be followed up with 'Curious Quests' in the new year.



# Phonics Screening

- Is taken individually by all children in Year 1 and takes place in June.
- There are two sections made up of 40-words and it assesses phonics skills and knowledge learned through Reception and Year 1.
- It checks that your child can:
  - Sound out and blend graphemes in order to read simple words.
  - Read phonically decodable one-syllable and two-syllable words, e.g. cat, sand, windmill.
  - Read a selection of nonsense words or as we call them 'alien words'.
- You can download past papers online.
- We prepare the children by reading real and alien words well in advance using past papers and lots of games.

A decorative graphic at the top of the page features a green wave-like shape. Inside and around the wave are various school supplies including pens, pencils, and a ruler. The word 'Maths' is written in a large, blue, sans-serif font across the middle of the wave.

# Maths

- Essential Maths scheme.
- Taught daily.
- Diagnostic assessment at the end of each term in order to fill in gaps in learning.
- Mastering number is also taught daily.

A decorative graphic at the top of the page features a collection of school supplies including pens, pencils, and a ruler, partially obscured by a thick, wavy green ribbon that curves across the top. The background is white with faint, light-colored icons of a school building and a lightbulb.

# Home Learning

- Home learning will be sent out every Monday using Google Classroom.
- Logins can be found inside your reading records.
- It will include maths (Numbots), spellings and an additional subject (which changes each week).
- Home learning is not marked.

The header features a collection of school supplies including pens, pencils, and a ruler, partially obscured by a thick, wavy green ribbon that curves across the top of the page. The title 'Votes for Schools' is written in a large, dark blue, sans-serif font, positioned over the white background and partially overlapping the green wave.

# Votes for Schools

- Weekly launch assembly
- Learn about the world around them; locally, nationally and internationally fits in with the Pathway curriculum.
- Discuss topics that affect them
- Express their views and justify them
- Home bulletin shared on the website weekly so you can continue the conversation.

The background features a collection of school supplies including pens, pencils, and a ruler, partially obscured by a large, flowing green wave that curves across the top of the page. The title 'Celebrating Me Cards' is written in a large, dark blue, rounded font, positioned over the wave.

# Celebrating Me Cards

- Each year the pupils are introduced to a set of year group expectations that we think are very important for their development.
- These clear expectations also mean that families understand what is expected within each year group.
- When a child successfully achieves these targets they will earn themselves a 'Celebrating Me' certificate.
- It is expected that all pupils will receive their certificate at some point throughout the year.

# Celebrating Me cards

YEAR 1

## CELEBRATING ME



TARGET	AUTUMN	SPRING	SUMMER
<b>ME</b>			
I can say goodbye in the morning and can come in on my own			
I know what is right and wrong			
I can say please and thank you			
<b>MY FRIENDS</b>			
I can help my friends when I'm working and when I'm playing			
I can take turns			
I can include other children in my games			
<b>MY LEARNING</b>			
I can listen and follow instructions			
I can try again when I find something tricky			
I will try new things			

The header features a collection of school supplies including pens, pencils, and a ruler, partially obscured by a thick, wavy green ribbon that curves across the top of the page. The word "Rewards" is written in a large, dark blue, sans-serif font, centered over the ribbon.

# Rewards

- Regular personalised feedback & praise
- Class rewards such as stickers
- Marvellous Me assembly (Friday) - star of the week - outdoor achievements - get caught reading - sporting achievements • Celebrating Me

A decorative graphic at the top of the slide features a collection of school supplies including pens, pencils, and a ruler, partially obscured by a thick, wavy green line that curves across the top. The background is white with faint, light-colored icons of a school building and a globe.

# Parent Partnership

- Important to us
- Regular communication
- Door at drop off and pick up
- Marvellous Me updates
- Class newsletter
- Class webpage for updates on children's learning
- Year 1 email

A decorative graphic at the top of the slide features a teal wave-like shape. Behind it, various school supplies are visible, including pens, pencils, and a ruler. The text "and last of all..." is written in a large, black, sans-serif font across the wave.

and last of all...

- Named uniform.
- Named, filled water bottles
- Children to wear PE kit on Monday's and Wednesdays.
- Year 1 web page for updates and photographs.

[www.homerswood.herts.sch.uk](http://www.homerswood.herts.sch.uk)